

EAPVPF

TG/MOKARA
ORIGINAL: English
DATE: 03-07-2013

EAST ASIA PLANT VARIETY PROTECTION FORUM

Mokara

Mokara

GUIDELINES

FOR THE CONDUCT OF TESTS

FOR DISTINCTNESS, UNIFORMITY AND STABILITY

Alternative Names: *

<i>Botanical name</i>	<i>English</i>	<i>French</i>	<i>German</i>	<i>Spanish</i>
Mokara Please note the below combinations for Mokara genus : <ul style="list-style-type: none"> • <i>Arachnis</i> x <i>Ascocentrum</i> x <i>Vanda</i> • <i>Ascocenda</i> (<i>Ascocentrum</i> x <i>Vanda</i>) x <i>Arachnis</i> • <i>Aranda</i> (<i>Arachnis</i> x <i>Vanda</i>) x <i>Ascocentrum</i> • <i>Ascorachnis</i> (<i>Ascocentrum</i> x <i>Arachnis</i>) x <i>Vanda</i> • <i>Ascocenda</i> x <i>Aranda</i> • <i>Ascocenda</i> x <i>Ascorachnis</i> • <i>Aranda</i> x <i>Ascorachnis</i> • <i>Mokara</i> x <i>Arachnis</i> • <i>Mokara</i> x <i>Ascocentrum</i> • <i>Mokara</i> x <i>Vanda</i> • <i>Mokara</i> x <i>Ascocenda</i> • <i>Mokara</i> x <i>Aranda</i> • <i>Mokara</i> x <i>Ascorachnis</i> • Selfing or sibling of <i>Mokara</i> 	Mokara	Mokara	Mokara	Mokara

The purpose of these guidelines ("Test Guidelines") is to elaborate the principles contained in the General Introduction (document TG/1/3), and its associated TGP documents, into detailed practical guidance for the harmonized examination of distinctness, uniformity and stability (DUS) and, in particular, to identify appropriate characteristics for the examination of DUS and production of harmonized variety descriptions.

ASSOCIATED DOCUMENTS

These Test Guidelines should be read in conjunction with the General Introduction and its associated TGP documents.

TABLE OF CONTENTS

PAGE

* These names were correct at the time of the introduction of these Test Guidelines but may be revised or updated. [Readers are advised to consult the UPOV Code, which can be found on the UPOV Website (www.upov.int), for the latest information.]

c:\users\09170.winicds\desktop\00_アップファイル\eapvp 作業時バックアップ\adopted harmonized test guidelines (hp 原稿送付用)
\adopted harmonized test guidelines (hp 原稿送付用) \mokara tg.doc

1.	SUBJECT OF THESE TEST GUIDELINES.....	3
2.	MATERIAL REQUIRED	3
3.	METHOD OF EXAMINATION.....	4
3.1	Number of Growing Cycles	4
3.2	Testing Place	4
3.3	Conditions for Conducting the Examination.....	4
3.4	Test Design	4
3.5	Number of Plants / Parts of Plants to be Examined.....	4
3.6	Additional Tests	4
4.	ASSESSMENT OF DISTINCTNESS, UNIFORMITY AND STABILITY	5
4.1	Distinctness	5
4.2	Uniformity.....	6
4.3	Stability	6
5.	GROUPING OF VARIETIES AND ORGANIZATION OF THE GROWING TRIAL.....	6
6.	INTRODUCTION TO THE TABLE OF CHARACTERISTICS	7
6.1	Categories of Characteristics.....	7
6.2	States of Expression and Corresponding Notes.....	7
6.3	Types of Expression.....	7
6.4	Example Varieties	7
6.5	Legend.....	8
7.	TABLE OF CHARACTERISTICS/TABLEAU DES CARACTERES/MERKMALSTABELLE/TABLA DE CARACTERES.....	9
8.	EXPLANATIONS ON THE TABLE OF CHARACTERISTICS	26
8.1	Explanations covering several characteristics	22
8.2	Explanations for individual characteristics	238
9.	LITERATURE	32
10.	TECHNICAL QUESTIONNAIRE.....	33

1. Subject of these Test Guidelines

These Test Guidelines apply to all varieties of artificial hybrid genus *Mokara*, of the family *Orchidaceae*. The genus *Mokara* is a manmade genus that consists of 3 natural genus combinations of (*Arachnis* x *Ascocentrum* x *Vanda*) in the parental background. *Mokara* can also have the combination make-up of following genera:

Ascocenda (*Ascocentrum* x *Vanda*) x *Arachnis*
Aranda (*Arachnis* x *Vanda*) x *Ascocentrum*
Ascorachnis (*Ascocentrum* x *Arachnis*) x *Vanda*
Ascocenda x *Aranda*
Ascocenda x *Ascorachnis*
Aranda x *Ascorachnis*
Mokara x *Arachnis*
Mokara x *Ascocentrum*
Mokara x *Vanda*
Mokara x *Ascocenda*
Mokara x *Aranda*
Mokara x *Ascorachnis*

Progeny resulting in the selfing or sibling of *Mokara* also applies to this test guideline. Selfings refers to a population resulting from the self pollination of the *Mokara* flowers of the same plant, while Siblings refers to a population resulting from the cross pollination of 2 different *Mokara* flowers of different or the same varieties.

2. Material Required

2.1 The competent authorities decide on the quantity and quality of the plant material required for testing the variety and when and where it is to be delivered. Applicants submitting material from a State other than that in which the testing takes place must ensure that all customs formalities and phytosanitary requirements are complied with.

2.2 The material is to be supplied in the form of matured plants that have not flowered before with an emerging spike.

2.3 The minimum quantity of plant material, to be supplied by the applicant, should be:

10 plants.

2.4 The plant material supplied should be visibly healthy, not lacking in vigor, nor affected by any important pest or disease.

2.5 The plant material should not have undergone any treatment which would affect the expression of the characteristics of the variety, unless the competent authorities allow or request such treatment. If it has been treated, full details of the treatment must be given.

3. Method of Examination

3.1 *Number of Growing Cycles*

The minimum duration of tests should normally be one single flowering period from emerging spike to the last opened flower.

3.2 *Testing Place*

Tests are normally conducted at one place. In the case of tests conducted at more than one place, guidance is provided in TGP/9 “Examining Distinctness”.

3.3 *Conditions for Conducting the Examination*

3.3.1 The tests should be carried out under conditions ensuring satisfactory growth for the expression of the relevant characteristics of the variety and for the conduct of the examination.

3.3.2 The optimum stage of development for the assessment of each characteristic is indicated by a number in the second column of the Table of Characteristics. The stages of development denoted by each number are described at the end of Chapter 8.

3.3.3 Because daylight varies, colour determinations made against a colour chart should be made either in a suitable cabinet providing artificial daylight or in the middle of the day in a room without direct sunlight. The spectral distribution of the illuminant for artificial daylight should conform with the CIE Standard of Preferred Daylight D 6500 and should fall within the tolerances set out in the British Standard 950, Part I. These determinations should be made with the plant part placed against a white background. The colour chart and version used should be specified in the variety descriptions.

3.4 *Test Design*

3.4.1 Each test should be designed to result in a total of at least 10 plants.

3.4.2 The design of the tests should be such that plants or parts of plants may be removed for measurement or counting without prejudice to the observations which must be made, up to the end of the growing cycle.

3.5 *Number of Plants / Parts of Plants to be Examined*

Unless otherwise indicated, all observations should be made on 10 plants or parts taken from each of 10 plants excluding off type.

3.6 *Additional Tests*

Additional tests, for examining relevant characteristics, may be established.

4. Assessment of Distinctness, Uniformity and Stability

4.1 *Distinctness*

4.1.1 General Recommendations

It is of particular importance for users of these Test Guidelines to consult the General Introduction prior to making decisions regarding distinctness. However, the following points are provided for elaboration or emphasis in these Test Guidelines.

4.1.2 Consistent Differences

The differences observed between varieties may be so clear that more than one growing cycle is not necessary. In addition, in some circumstances, the influence of the environment is not such that more than a single growing cycle is required to provide assurance that the differences observed between varieties are sufficiently consistent. One means of ensuring that a difference in a characteristic, observed in a growing trial, is sufficiently consistent is to examine the characteristic in at least two independent growing cycles.

4.1.3 Clear Differences

Determining whether a difference between two varieties is clear depends on many factors, and should consider, in particular, the type of expression of the characteristic being examined, i.e. whether it is expressed in a qualitative, quantitative, or pseudo-qualitative manner. Therefore, it is important that users of these Test Guidelines are familiar with the recommendations contained in the General Introduction prior to making decisions regarding distinctness.

4.1.4 Method of Observation

The recommended method of observing the characteristic for the purposes of distinctness is indicated by the following key in the second column of the Table of Characteristics (see document TGP/9 “Examining Distinctness”, Section 4 “Observation of characteristics”):

MG: single measurement of a group of plants or parts of plants

MS: measurement of a number of individual plants or parts of plants

VG: visual assessment by a single observation of a group of plants or parts of plants

VS: visual assessment by observation of individual plants or parts of plants

Type of observation: visual (V) or measurement (M)

“Visual” observation (V) is an observation made on the basis of the expert’s judgment. For the purposes of this document, “visual” observation refers to the sensory observations of the experts and, therefore, also includes smell, taste and touch. Visual observation includes observations where the expert uses reference points (e.g. diagrams, example varieties, side-by-side comparison) or non-linear charts (e.g. colour charts). Measurement (M) is an objective observation against a calibrated, linear scale e.g. using a ruler, weighing scales, colorimeter, dates, counts, etc.

Type of record: for a group of plants (G) or for single, individual plants (S)

For the purposes of distinctness, observations may be recorded as a single record for a group of plants or parts of plants (G), or may be recorded as records for a number of single, individual plants or parts of plants (S). In most cases, “G” provides a single record per variety and it is not possible or necessary to apply statistical methods in a plant-by-plant analysis for the assessment of distinctness.”

In cases where more than one method of observing the characteristic is indicated in the Table of Characteristics (e.g. VG/MG), guidance on selecting an appropriate method is provided in document TGP/9, Section 4.2.

4.2 *Uniformity*

4.2.1 It is of particular importance for users of these Test Guidelines to consult the General Introduction prior to making decisions regarding uniformity. However, the following points are provided for elaboration or emphasis in these Test Guidelines:

4.2.2 For the assessment of uniformity, a population standard of 1% with an acceptance probability of at least 95% should be applied. In the case of a sample size of 10 plants, 1 off-type is allowed.

4.3 *Stability*

4.3.1 In practice, it is not usual to perform tests of stability that produce results as certain as those of the testing of distinctness and uniformity. However, experience has demonstrated that, for many types of variety, when a variety has been shown to be uniform, it can also be considered to be stable.

4.3.2 Where appropriate, or in cases of doubt, stability may be tested, either by growing a further generation, or by testing a new plant stock to ensure that it exhibits the same characteristics as those shown by the previous material supplied.

5. Grouping of Varieties and Organization of the Growing Trial

5.1 The selection of varieties of common knowledge to be grown in the trial with the candidate varieties and the way in which these varieties are divided into groups to facilitate the assessment of distinctness are aided by the use of grouping characteristics.

5.2 Grouping characteristics are those in which the documented states of expression, even where produced at different locations, can be used, either individually or in combination with other such characteristics: (a) to select varieties of common knowledge that can be excluded from the growing trial used for examination of distinctness; and (b) to organize the growing trial so that similar varieties are grouped together.

5.3 The following have been agreed as useful grouping characteristics:

- a) Plant: width (characteristic 1)
- b) Leaf: attitude (characteristic 2)

- c) Inflorescence: number of flowers (characteristic 8)
- d) Flower: length (characteristic 11)
- e) Flower: width (characteristic 12)
- f) Dorsal sepal: ground colour (characteristic 20)
- g) Lateral sepal: ground colour (characteristic 31)
- h) Petal: ground colour (characteristic 42)
- i) Lip: apical lobe: divided apex (characteristic 50)
- j) Lip: apical lobe: wing on side (characteristic 51)
- k) Lip: apical lobe: ground colour of apex (characteristic 52)

5.4 Guidance for the use of grouping characteristics, in the process of examining distinctness, is provided through the General Introduction.

6. Introduction to the Table of Characteristics

6.1 *Categories of Characteristics*

6.1.1 Standard Test Guidelines Characteristics

Standard Test Guidelines characteristics are those which are approved by UPOV for examination of DUS and from which members of the Union can select those suitable for their particular circumstances.

6.1.2 Asterisked Characteristics

Asterisked characteristics (denoted by *) are those included in the Test Guidelines which are important for the international harmonization of variety descriptions and should always be examined for DUS and included in the variety description by all members of the Union, except when the state of expression of a preceding characteristic or regional environmental conditions render this inappropriate.

6.2 *States of Expression and Corresponding Notes*

States of expression are given for each characteristic to define the characteristic and to harmonize descriptions. Each state of expression is allocated a corresponding numerical note for ease of recording of data and for the production and exchange of the description.

6.3 *Types of Expression*

An explanation of the types of expression of characteristics (qualitative, quantitative and pseudo-qualitative) is provided in the General Introduction.

6.4 *Example Varieties*

Where appropriate, example varieties are provided to clarify the states of expression of each characteristic.

GREX INFORMATION: For example, in the case of *Mokara* Chark Kuan 'Orange', the generic name is *Mokara*, the grex epithet is Chark Kuan, and the cultivar epithet is 'Orange'. The grex epithet can be the name of a person; many orchids are named after the breeder, or

other prominent people. Such a cultivar is the individual plant and all its vegetatively propagated progeny that are identical to it.

6.5 *Legend*

(*) Asterisked characteristic – see Chapter 6.1.2

QL: Qualitative characteristic – see Chapter 6.3

QN: Quantitative characteristic – see Chapter 6.3

PQ: Pseudo-qualitative characteristic – see Chapter 6.3

(a)-(j) See Explanations on the Table of Characteristics in Chapter 8.1

(+) See Explanations on the Table of Characteristics in Chapter 8.2

7. Table of Characteristics/Tableau des caractères/Merkmalstabelle/Tabla de caracteres

	English	français	deutsch	español	Example Varieties/ Exemples/ Beispielsorten/ Variedades ejemplo	Note/ Nota
1. (*) (+)	VG Plant: width MS	Plante : largeur	Pflanze: Breite	Planta: anchura		
QN	narrow	étroite	schmal	estrecha	'Chao Praya Gold'	3
	medium	moyenne	mittel	media	'Dear Heart'	5
	broad	large	breit	ancha	Chark Kuan 'Pink'	7
2. (*) (+)	VG Leaf: attitude	Feuille : port	Blatt: Haltung	Hoja: porte		
QN	(a) erect	dressé	aufgerichtet	erecto	'Chao Praya Gold'	1
	spreading	étalé	breitwüchsig	extendido	'Lion's Gold'	2
	pendulous	penduleux	überhängend	péndulo	'Dear Heart'	3
3. (*) (+)	VG Leaf: length MG	Feuille : longueur	Blatt: Länge	Hoja: longitud		
QN	(a) short	courte	kurz	corta	'Chao Praya Gold'	3
	medium	moyenne	mittel	media	Chark Kuan 'Pink'	5
	long	longue	lang	larga	'Dear Heart'	7
4. (*) (+)	VG Leaf: width MG	Feuille : largeur	Blatt: Breite	Hoja: anchura		
QN	(a) short	courte	kurz	corta	'Chao Praya Gold'	3
	medium	moyenne	mittel	media	'Dear Heart'	5
	long	longue	lang	larga	'Five Friendships Gold'	7
5. (*) (+)	VG Leaf: folding	Feuille : pliure	Blatt: Faltung	Hoja: plegado		
QN	(a) weak	faible	gering	débil	'Five Friendships Gold'	1
	medium	moyenne	mittel	medio	Chark Kuan 'Pink'	2

	English	français	deutsch	español	Example Varieties/ Exemples/ Beispielsorten/ Variedades ejemplo	Note/ Nota
	strong	forte	stark	fuerte	'Chao Praya Gold'	3
6.	VG Inflorescence:	Inflorescence :	Blütenstand:	Inflorescencia:		
(*)	MG length (including	longueur de la	Länge des	longitud de la		
(+)	peduncle)	partie en floraison	blühenden Teils	parte florecida		
QN	(b) short	courte	kurz	corta	'Lion's Gold'	3
	medium	moyenne	mittel	media	'Chao Praya Gold'	5
	long	longue	lang	larga	'Dear Heart'	7
7.	VG Inflorescence:	Pédoncule :	Blütenstandsstiel:	Pedúnculo:		
(*)	MG length of peduncle	longueur	Länge	longitud		
(+)						
QN	(b) short	court	kurz	corto	'Singa Gold'	3
	medium	moyen	mittel	medio	'Chao Praya Gold'	5
	long	long	lang	largo	'Dear Heart'	7
8.	VG Inflorescence:	Inflorescence :	Blütenstand:	Inflorescencia:		
(*)	MG number of flowers	nombre de fleurs	Anzahl Blüten	número de flores		
QN	(b) few	faible	gering	bajo	'Lion's Gold'	3
	medium	moyen	mittel	medio	'Singa Gold'	5
	many	élevé	groß	alto	'Dear Heart'	7
9.	VG Inflorescence:	Inflorescence :	Blütenstand:	Inflorescencia:		
(*)	MG branching	ramification	Verzweigung	ramificación		
QL	(b) Absent	absente	fehlend	ausente	'Singa Gold'	1
	Present	présente	vorhanden	presente	'Dear Heart'	9
10.	VG Flower: length of	Pédicelle :	Blütenstiel: Länge	Pedícelo: longitud		
(*)	MG pedicel	longueur				
(+)						
QN	(b) short	court	kurz	corto	'Chao Praya Gold'	3
	(c) medium	moyen	mittel	medio	'Dinah Shore'	5
	long	long	lang	largo	Chark Kuan 'Pink'	7
11.	VG Flower: length	Fleur : longueur	Blüte: Länge	Flor: longitud		
(*)	MG					
(+)						
QN	(b) short	courte	kurz	corta	'Chao Praya Gold'	3

English	français	deutsch	español	Example Varieties/ Exemples/ Beispielssorten/ Variedades ejemplo	Note/ Nota
(c) medium	moyenne	mittel	media	'Five Friendships Gold'	5
long	longue	lang	larga	Chark Kuan 'Pink'	7
12. VG Flower: width (*) (+) MG	Fleur : largeur	Blüte: Breite	Flor: anchura		
QN (b) narrow	étroite	schmal	estrecha	'Chao Praya Gold'	3
(c) medium	moyenne	mittel	media	'Five Friendships Gold'	5
broad	Large	breit	ancha	Chark Kuan 'Pink'	7
13. VG Flower: separation QN MG of sepals and (+) petals					
(b) separated	séparés	gescheiden	apartado	'Chao Praya Gold'	1
(c) touching	émouvant	aandoenlijk	conmoverdor		2
overlapping	chevauchement	overlappende	superposición		3
14. VG Flower: fragrance (+)	Fleur : parfum	Blüte: Duft	Flor: fragancia		
QL (f) absent	absent	fehlend	ausente	'Singa Gold'	1
present	présent	vorhanden	presente	'Lion's Gold'	9
15. VG Dorsal sepal: curvature in longitudinal axis (*) (+)	Sépale dorsal : courbure de l'axe longitudinal	Dorsales Kelchblatt: Biegung in der Längsachse	Sépalo dorsal: curvatura en el eje longitudinal		
QN (b) strongly concave	fortement concave	stark konkav	fuertemente cóncavo		1
(c) weakly concave	faiblement concave	schwach konkav	débilmente cóncavo	Chark Kuan 'Pink'	3
straight	droit	gerade	recto	'Dinah Shore'	5
weakly convex	faiblement convexe	schwach konvex	débilmente convexo		7
strongly convex	fortement convexe	stark konvex	fuertemente convexo		9

	English	français	deutsch	español	Example Varieties/ Exemples/ Beispielssorten/ Variedades ejemplo	Note/ Nota
16.	VG Dorsal sepal: (*) curvature in cross (+) section	Sépale dorsal : courbure en section transversale	Dorsales Kelchblatt: Biegung im Querschnitt	Sépalo dorsal: curvatura en sección transversal		
QN	(b) strongly concave	fortement concave	stark konkav	fuertemente cóncavo		1
	(c) weakly concave	faiblement concave	schwach konkav	débilmente cóncavo		3
	straight	droit	gerade	recto	'Dinah Shore'	5
	weakly convex	faiblement convexe	schwach konvex	débilmente convexo	'Singa Gold'	7
	strongly convex	fortement convexe	stark konvex	fuertemente convexo		9
17.	VG Dorsal sepal: (*) MG length (+)	Sépale dorsal : longueur	Dorsales Kelchblatt: Länge	Sépalo dorsal: longitud		
QN	(b) short	court	kurz	corto	'Sunkist'	3
	(c) medium	moyen	mittel	medio	'Lion's Gold'	5
	long	long	lang	largo	Chark Kuan 'Pink'	7
18.	VG Dorsal sepal: (*) MG width (+)	Sépale dorsal : largeur	Dorsales Kelchblatt: Breite	Sépalo dorsal: anchura		
QN	(b) narrow	étroit	schmal	estrecho	'Sunkist'	3
	(c) medium	moyen	mittel	medio	'Lion's Gold'	5
	broad	large	breit	ancho	Chark Kuan 'Pink'	7
19.	VG Dorsal sepal: (*) shape (+)	Sépale dorsal : forme	Dorsales Kelchblatt: Form	Sépalo dorsal: forma		
PQ	(b) spatulate	spatulé	spatelförmig	espatulado	'Dear Heart'	1
	(c) elliptic	elliptique	elliptisch	elíptico	'Red'	2
	obovate	obovale	verkehrt eiförmig	oboval	'Dinah Shore'	3
	reniform	reniforme	nierenförmig	reniforme		4

	English	français	deutsch	español	Example Varieties/ Exemples/ Beispielssorten/ Variedades ejemplo	Note/ Nota
20.	VG Dorsal sepal: ground colour	Sépale dorsal : couleur de base	Dorsales Kelchblatt: Grundfarbe	Sépalo dorsal: color de la base		
(*) (+)						
PQ	(b) RHS Colour Chart (c) (indicate reference (d) number)	Code RHS des couleurs (indiquer le numéro de référence)	RHS-Farbkarte (Nummer angeben)	Carta de colores RHS (indicar número de referencia)		
21.	VG Dorsal sepal: colour of streaks (if present)	Sépale dorsal : couleur de l'ombre	Dorsales Kelchblatt: Farbe der Schattierung	Sépalo dorsal: color del sombreado		
PQ	(b) RHS Colour Chart (c) (indicate reference (d) number)	Code RHS des couleurs (indiquer le numéro de référence)	RHS-Farbkarte (Nummer angeben)	Carta de colores RHS (indicar número de referencia)		
22.	VG Dorsal sepal: colour of marginal zone (if present)	Sépale dorsal : couleur du bord	Dorsales Kelchblatt: Farbe des Randes	Sépalo dorsal: color del borde		
(+)						
PQ	(b) RHS Colour Chart (c) (indicate reference (d) number)	Code RHS des couleurs (indiquer le numéro de référence)	RHS-Farbkarte (Nummer angeben)	Carta de colores RHS (indicar número de referencia)		
23.	VG Dorsal sepal: colour of stripes (if present)	Sépale dorsal : couleur des stries	Dorsales Kelchblatt: Farbe der Streifen	Sépalo dorsal: color de las franjas		
(+)						
PQ	(b) RHS Colour Chart (c) (indicate reference (d) number)	Code RHS des couleurs (indiquer le numéro de référence)	RHS-Farbkarte (Nummer angeben)	Carta de colores RHS (indicar número de referencia)		
24.	VG Dorsal sepal: colour of netting (if present)	Sépale dorsal : couleur de la réticulation	Dorsales Kelchblatt: Farbe des Netzes	Sépalo dorsal: color de retícula		
(+)						
PQ	(b) RHS Colour Chart (c) (indicate reference (d) number)	Code RHS des couleurs (indiquer le numéro de référence)	RHS-Farbkarte (Nummer angeben)	Carta de colores RHS (indicar número de referencia)		

	English	français	deutsch	español	Example Varieties/ Exemples/ Beispielssorten/ Variedades ejemplo	Note/ Nota
25.	VG Dorsal sepal: colour of spots (if present)	Sépale dorsal : couleur des taches	Dorsales Kelchblatt: Farbe der Flecken	Sépalo dorsal: tamaño de los puntos		
PQ	(b) RHS Colour Chart (c) (indicate reference (d) number)	Code RHS des couleurs (indiquer le numéro de référence)	RHS-Farbkarte (Nummer angeben)	Carta de colores RHS (indicar número de referencia)		
26.	VG Lateral sepal: curvature in longitudinal axis	Sépale latéral : courbure de l'axe longitudinal	Seitliches Kelchblatt: Biegung in der Längsachse	Sépalo lateral: curvatura en el eje longitudinal		
(*) (+)						
QN	(b) strongly concave	fortement concave	stark konkav	fuertemente cóncavo	'Willie How'	1
	(c) weakly concave	faiblement concave	schwach konkav	débilmente cóncavo	'Dear Heart'	3
	straight	droit	gerade	recto	'Dinah Shore'	5
	weakly convex	faiblement convexe	schwach konvex	débilmente convexo		7
	strongly convex	fortement convexe	stark konvex	fuertemente convexo		9
27.	VG Lateral sepal: curvature in cross section	Sépale latéral : courbure en section transversale	Seitliches Kelchblatt: Biegung im Längsschnitt	Sépalo lateral: curvatura en sección transversal		
(*) (+)						
QN	(b) strongly concave	fortement concave	stark konkav	fuertemente cóncavo		1
	(c) weakly concave	faiblement concave	schwach konkav	débilmente cóncavo		3
	straight	droit	gerade	recto		5
	weakly convex	faiblement convexe	schwach konvex	débilmente convexo	'Dinah Shore'	7
	strongly convex	fortement convexe	stark konvex	fuertemente convexo	'Five Friendships Gold'	9
28.	VG Lateral sepal: MG length	Sépale latéral : longueur	Seitliches Kelchblatt: Länge	Sépalo lateral: longitud		
(*) (+)						
QN	(b) short	court	kurz	corto	'Sunkist'	1
	(c) medium	moyen	mittel	medio	'Lion's Gold'	2
	long	long	lang	largo	Chark Kuan 'Pink'	3

	English	français	deutsch	español	Example Varieties/ Exemples/ Beispielssorten/ Variedades ejemplo	Note/ Nota
29.	VG Lateral sepal: (* MG width (+)	Sépale latéral : largeur	Seitliches Kelchblatt: Breite	Sépalo lateral: anchura		
QN	(b) narrow	étroit	schmal	estrecho	'Sunkist'	1
	(c) medium	moyen	mittel	medio	'Lion's Gold'	2
	broad	large	breit	ancho	Chark Kuan 'Pink'	3
30.	VG Lateral sepal: (* MG shape (+)	Sépale latéral : forme	Seitliches Kelchblatt: Form	Sépalo lateral: forma		
PQ	(b) spatulate	spatulé	spatelförmig	espatulado		1
	(c) elliptic	elliptique	elliptisch	elíptico		2
	obovate	obovale	verkehrt eiförmig	oboval	'Five Friendships Gold'	3
	reniform	reniforme	nierenförmig	reniforme		4
31.	VG Lateral sepal: (* ground colour (+)	Sépale latéral: teinte de fond	Seitliches Kelchblatt: grundkleur	Sépalo lateral: color de fondo		
PQ	(b) RHS Colour Chart (c) (indicate reference (d) number)	Code RHS des couleurs (indiquer le numéro de référence)	RHS-Farbkarte (Nummer angeben)	Carta de colores RHS (indicar número de referencia)		
32.	VG Lateral sepal: colour of streaks (if present)	Sépale latéral: couleur de l'ombre	Seitliches Kelchblatt: Farbe der Schattierung	Sépalo lateral: color del sombreado		
PQ	(b) RHS Colour Chart (c) (indicate reference (d) number)	Code RHS des couleurs (indiquer le numéro de référence)	RHS-Farbkarte (Nummer angeben)	Carta de colores RHS (indicar número de referencia)		
33.	VG Lateral sepal: (+ colour of marginal zone (if present)	Sépale latéral : couleur du bord	Seitliches Kelchblatt: Farbe des Randes	Sépalo lateral: color del borde		
PQ	(b) RHS Colour Chart (c) (indicate reference (d) number)	Code RHS des couleurs (indiquer le numéro de référence)	RHS-Farbkarte (Nummer angeben)	Carta de colores RHS (indicar número de referencia)		

	English	français	deutsch	español	Example Varieties/ Exemples/ Beispielssorten/ Variedades ejemplo	Note/ Nota
34.	VG Lateral sepal: colour of stripes (if present)	Sépale latéral : couleur des stries	Seitliches Kelchblatt: Farbe der Streifen	Sépalo lateral: color de las franjas		
PQ	(b) RHS Colour Chart (c) (indicate reference (d) number)	Code RHS des couleurs (indiquer le numéro de référence)	RHS-Farbkarte (Nummer angeben)	Carta de colores RHS (indicar número de referencia)		
35.	VG Lateral sepal: colour of netting (if present)	Sépale latéral : couleur de la réticulation	Seitliches Kelchblatt: Farbe des Netzes	Sépalo lateral: color de retícula		
PQ	(b) RHS Colour Chart (c) (indicate reference (d) number)	Code RHS des couleurs (indiquer le numéro de référence)	RHS-Farbkarte (Nummer angeben)	Carta de colores RHS (indicar número de referencia)		
36.	VG Lateral sepal: colour of spots (if present)	Sépale latéral : couleur des taches	Seitliches Kelchblatt: Farbe der Flecken	Sépalo lateral: color de los puntos		
PQ	(b) RHS Colour Chart (c) (indicate reference (d) number)	Code RHS des couleurs (indiquer le numéro de référence)	RHS-Farbkarte (Nummer angeben)	Carta de colores RHS (indicar número de referencia)		
37. (*) (+)	VG Petal: curvature in longitudinal axis	Pétale : courbure de l'axe longitudinal	Blütenblatt: Biegung in der Längsachse	Pétalo: curvatura en el eje longitudinal		
QN	(b) strongly concave	fortement concave	stark konkav	fuertemente cóncavo		1
	(c) weakly concave	faiblement concave	schwach konkav	débilmente cóncavo	'Sunkist'	3
	straight	droit	gerade	recto	'Singa Gold'	5
	weakly convex	faiblement convexe	schwach konvex	débilmente convexo	'Dinah Shore'	7
	strongly convex	fortement convexe	stark konvex	fuertemente convexo		9
38. (*) (+)	VG Petal: curvature in cross section	Pétale : courbure en section transversale	Blütenblatt: Biegung im Querschnitt	Pétalo: curvatura en sección transversal		
QN	(b) strongly concave	fortement concave	stark konkav	fuertemente cóncavo		1
	(c) weakly concave	faiblement concave	schwach konkav	débilmente cóncavo		3
	straight	droit	gerade	recto	'Singa Gold'	5

English	français	deutsch	español	Example Varieties/ Exemples/ Beispielssorten/ Variedades ejemplo	Note/ Nota
weakly convex	faiblement convexe	schwach konvex	débilmente convexo	'Dinah Shore'	7
strongly convex	fortement convexe	stark konvex	fuertemente convexo		9
39. VG Petal: length (* (+) MG	Pétale : longueur	Blütenblatt: Länge	Pétalo: longitud		
QN (b) short	court	kurz	corto	'Sunkist'	3
(c) medium	moyen	mittel	medio	'Lion's Gold'	5
long	long	lang	largo	Chark Kuan 'Pink'	7
40. VG Petal: width (* (+) MG	Pétale : largeur	Blütenblatt: Breite	Pétalo: anchura		
QN (b) narrow	étroit	schmal	estrecho	'Sunkist'	1
(c) medium	moyen	mittel	medio	'Lion's Gold'	2
broad	large	breit	ancho	Chark Kuan 'Pink'	3
41. VG Petal: shape (* (+)	Pétale : forme	Blütenblatt: Form	Pétalo: forma		
PQ (b) spatulate	spatulé	spatelförmig	espatulado	'Luenberger Gold'	1
(c) elliptic	elliptique	elliptisch	elíptico		2
obovate	obovale	verkehrt eiförmig	oboval	'Five Friendships Gold'	3
reniform	reniforme	nierenförmig	reniforme		4
42. VG Petal: ground colour (* (+)	Pétale : teinte de fond	Blütenblatt: grundfarbe	Pétalo: color de fondo		
PQ (b) RHS Colour Chart (c) (indicate reference (d) number)	Code RHS des couleurs (indiquer le numéro de référence)	RHS-Farbkarte (Nummer angeben)	Carta de colores RHS (indicar número de referencia)		

	English	français	deutsch	español	Example Varieties/ Exemples/ Beispielssorten/ Variedades ejemplo	Note/ Nota
43.	VG Petal: colour of streaks (if present)	Pétale : couleur de l'ombre	Blütenblatt: Farbe der Schattierung	Pétalo: color del sombreado		
PQ	(b) RHS Colour Chart (c) (indicate reference (d) number)	Code RHS des couleurs (indiquer le numéro de référence)	RHS-Farbkarte (Nummer angeben)	Carta de colores RHS (indicar número de referencia)		
44.	VG Petal: colour of marginal zone (if present)	Pétale : couleur du bord	Blütenblatt: Farbe des Randes	Pétalo: color del borde		
PQ	(b) RHS Colour Chart (c) (indicate reference (d) number)	Code RHS des couleurs (indiquer le numéro de référence)	RHS-Farbkarte (Nummer angeben)	Carta de colores RHS (indicar número de referencia)		
45.	VG Petal: colour of stripes (if present)	Pétale : couleur des stries	Blütenblatt: Farbe der Streifen	Pétalo: color de las franjas		
PQ	(b) RHS Colour Chart (c) (indicate reference (d) number)	Code RHS des couleurs (indiquer le numéro de référence)	RHS-Farbkarte (Nummer angeben)	Carta de colores RHS (indicar número de referencia)		
46.	VG Petal: colour of netting (if present)	Pétale : couleur de la réticulation	Blütenblatt: Farbe des Netzes	Pétalo: color de retícula		
PQ	(b) RHS Colour Chart (c) (indicate reference (d) number)	Code RHS des couleurs (indiquer le numéro de référence)	RHS-Farbkarte (Nummer angeben)	Carta de colores RHS (indicar número de referencia)		
47.	VG Petal: colour of spots (if present)	Pétale : couleur des taches	Blütenblatt: Farbe der Flecken	Pétalo: color de los puntos		
PQ	(b) RHS Colour Chart (c) (indicate reference (d) number)	Code RHS des couleurs (indiquer le numéro de référence)	RHS-Farbkarte (Nummer angeben)	Carta de colores RHS (indicar número de referencia)		
48.	VG Lip: length of apical lobe	Labelle : longueur du lobe apical	Lippe: Länge des apikalen Lappens	Labio: longitud del lóbulo apical		
(*) (+)						
QN	(b) short	court	kurz	corto	'Dinah Shore'	3
	(c) medium	moyen	mittel	medio	'Luenberger Gold'	5
	long	long	lang	largo	Chark Kuan 'Pink'	7

	English	français	deutsch	español	Example Varieties/ Exemples/ Beispielssorten/ Variedades ejemplo	Note/ Nota
49.	VG Lip: width of (* MG apical lobe (+)	Labelle : largeur du lobe apical	Lippe: Breite des apikalen Lappens	Labio: anchura del lóbulo apical		
QN	(b) narrow	étroite	schmal	estrecho	'Dinah Shore'	3
	(c) medium	moyenne	mittel	medio	'Luenberger Gold'	5
	broad	large	breit	ancho	'Lion's Gold'	7
50.	VG Lip: apical lobe: (* MG divided apex (+)	Labelle : lobe apical : découpure du sommet	Lippe: apikaler Lappen: Lappung der Spitze	Labio: lóbulo apical: lobulado del ápice		
QL	(b) absent	absente	fehlend	ausente	'Dinah Shore'	1
	(c) present	présente	vorhanden	presente	Chark Kuan 'Pink'	9
51.	VG Lip: apical lobe: (+ MG wing on side	Labelle : lobe apical: protrusion sur la face ventrale	Lippe: apikaler Lappen: Hervor- stehen an der Bauchseite	Labio: lóbulo apical: protrusión en el lado ventral		
QL	(b) absent	absente	fehlend	ausente	Chark Kuan 'Pink'	1
	(c) present	présente	vorhanden	presente	'Tasek Gold'	9
52.	VG Lip: apical lobe: (* ground colour of (+) apex	Labelle : lobe apical : couleur de fond de sommet	Lippe: apikaler Lappen: grondkleur van apex	Labio: lóbulo apical: color de fondo de ápice		
PQ	(b) RHS Colour Chart (c) (indicate reference (d) number)	Code RHS des couleurs (indiquer le numéro de référence)	RHS-Farbkarte (Nummer angeben)	Carta de colores RHS (indicar número de referencia)		
53.	VG Lip: apical lobe: (* colour of keel (+)	Labelle : lobe apical : couleur de quille	Lippe: apikaler Lappen: kleur van kiel	Labio: lóbulo apical: color de la quilla		
PQ	(b) orange	d'orange	oranje	naranja	'Singa Gold'	1
	(c) purple	pourpre	purper	púrpura	'Mak Chin On'	2
	(d) white	blanc	wit	blanco	'Dotcom'	3
	yellow	jaune	geel	amarillo	'Chao Praya Gold'	4

	English	français	deutsch	español	Example Varieties/ Exemples/ Beispielssorten/ Variedades ejemplo	Note/ Nota
54.	VG Lip: lateral lobe: (*) ground colour of (+) inner side	Labelle : lobe latéral : couleur de fond de la face interne	Lippe: seitlicher Lappen: grondkleur van de binnenzijde	Labio: lóbuló lateral: color de fondo de la cara interna		
	PQ (b) RHS Colour Chart (c) (indicate reference (d) number)	Code RHS des couleurs (indiquer le numéro de référence)	RHS-Farbkarte (Nummer angeben)	Carta de colores RHS (indicar número de referencia)		
55.	VG Lip: lateral lobe: colour of marginal zone of inner side (if different from ground colour)	Labelle : lobe latéral : couleur de l'ombre	Lippe: seitlicher Lappen: Farbe des Randes	Labio: lóbuló lateral: color del borde		
	PQ (b) RHS Colour Chart (c) (indicate reference (d) number)	Code RHS des couleurs (indiquer le numéro de référence)	RHS-Farbkarte (Nummer angeben)	Carta de colores RHS (indicar número de referencia)		
56.	VG Lip: lateral lobe: colour of stripes (if present)	Labelle : lobe latéral : couleur des stries	Lippe: seitlicher Lappen: Farbe der Streifen	Labio: lóbuló lateral: color de las franjas		
	PQ (b) RHS Colour Chart (c) (indicate reference (d) number)	Code RHS des couleurs (indiquer le numéro de référence)	RHS-Farbkarte (Nummer angeben)	Carta de colores RHS (indicar número de referencia)		
57.	VG Lip: lateral lobe: colour of spots (if present)	Labelle : lobe latéral : couleur des taches	Lippe: seitlicher Lappen: Farbe der Flecken	Labio: lóbuló lateral: color de los puntos		
	PQ (b) brown	brun	bruin	marrón		1
	(c) purple	pourpre	purper	púrpura		2
	(d) red	rouge	rood	rojo		3
	yellow	jaune	geel	amarillo		4
58.	VG Column: colour on (*) upper side (+)	Colonne : couleur de base (couleur sur la face supérieure)	Columna: Grundfarbe (Farbe der Oberseite)	Columna: color de la base (color en el lado superior)		
	PQ (b) RHS Colour Chart (c) (indicate reference (d) number)	Code RHS des couleurs (indiquer le numéro de référence)	RHS-Farbkarte (Nummer angeben)	Carta de colores RHS (indicar número de referencia)		
59.	VG Pollinia cap: (+) colour of eyes	Cap Pollinia: couleur des yeux	Pollinia cap: kleur van de ogen	Pollinia cap: color de los ojos		

	English	français	deutsch	español	Example Varieties/ Exemples/ Beispielssorten/ Variedades ejemplo	Note/ Nota
PQ	(b) brown	brun	bruin	marrón	'Chao Praya Gold'	1
	(c) off-white	blanc cassé	gebroken wit	blancuzco		2
	(e) yellow	jaune	geel	amarillo	'Five Friendships Gold'	3

8. Explanations on the Table of Characteristics

8.1 *Explanations covering several characteristics*

Characteristics containing the following key in the second column of the Table of Characteristics should be examined as indicated below:




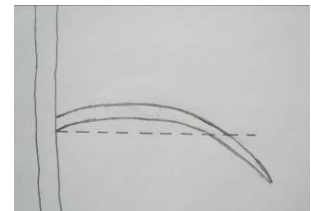
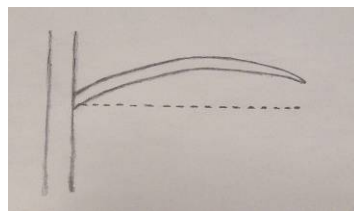
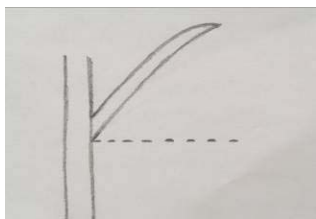
- (a) Observations on the leaf should be made on the 6th or 7th leaf from the top of a flowering plant. Width of the leaf is observed by opening and flattening the folded leaf. Length of the leaf is to be measured with a flexible tape following the natural curvature of the leaf.
- (b) Observations on the inflorescence should be made at when 70% of the flowers on the inflorescence have opened. Length of the inflorescence is to be measured by a flexible tape to follow the natural curvature from the base of the peduncle to the tip before the last immature bud. Total numbers of flowers should also include the buds.
- (c) Observations on the shape, length, width and colour of the flower and parts of the flower should be made on the 2nd or 3rd flower from the base, on the unextended organ. Unextended organ refers to the natural spread without flattening or extending the floral parts.
- (d) Observations on the colour of the sepals, the petals and the lip should be made on the front side of flower. Ground colour refers to the lightest colour. Marginal zone refers to the shading area along the margins.
- (e) Observation on the colour of eyes should be made on an undisturbed and intact pollinia cap.
- (f) Observation for flower fragrance should be done outdoor before noon on a warm day.

8.2 *Explanations for individual characteristics*

Ad. 1: Plant: width



Ad. 2: Leaf: attitude



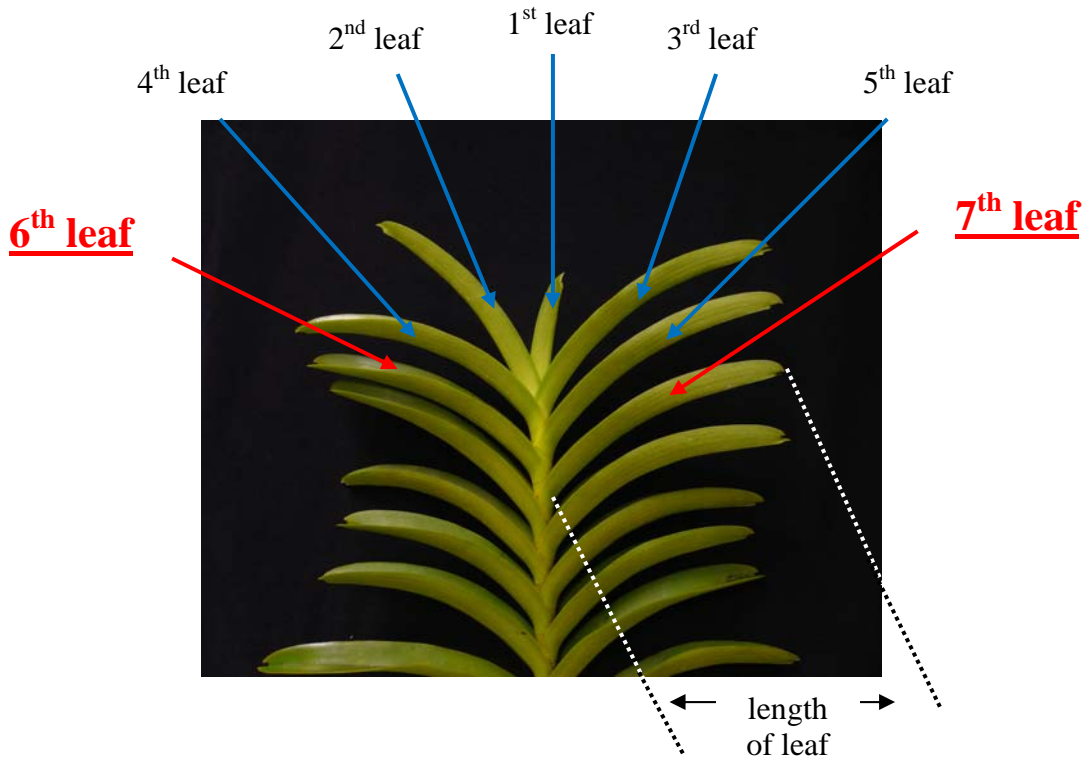
1
erect

6th or 7th leaf
2
spreading

3
pendulous

Ad. 3: Leaf: length

(All observations on the leaf should be made on the 6th or 7th leaf from the top)

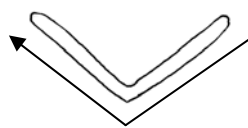


Ad. 4: Leaf: width

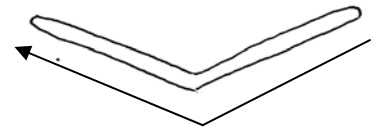
3
Leaf: width (**short**)



5
Leaf: width (medium)

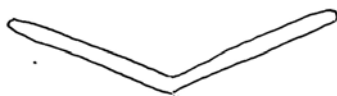


7
Leaf: width (**long**)

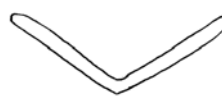


Ad. 5: Leaf: folding

1
Leaf: folding
(weak)
> 90°



2
Leaf: folding
(medium)
45° - 90°




3
Leaf: folding
(strong)
0° - 45°




Folding of the leaf is observed at the mid-point of the leaf length.

Ad. 6: Inflorescence: length (including peduncle)

Ad. 7: Inflorescence: length of peduncle



Ad. 10: Flower: length of pedicel



Ad. 11: Flower: length

Ad. 12: Flower: width

Ad. 20: Dorsal sepal: ground colour

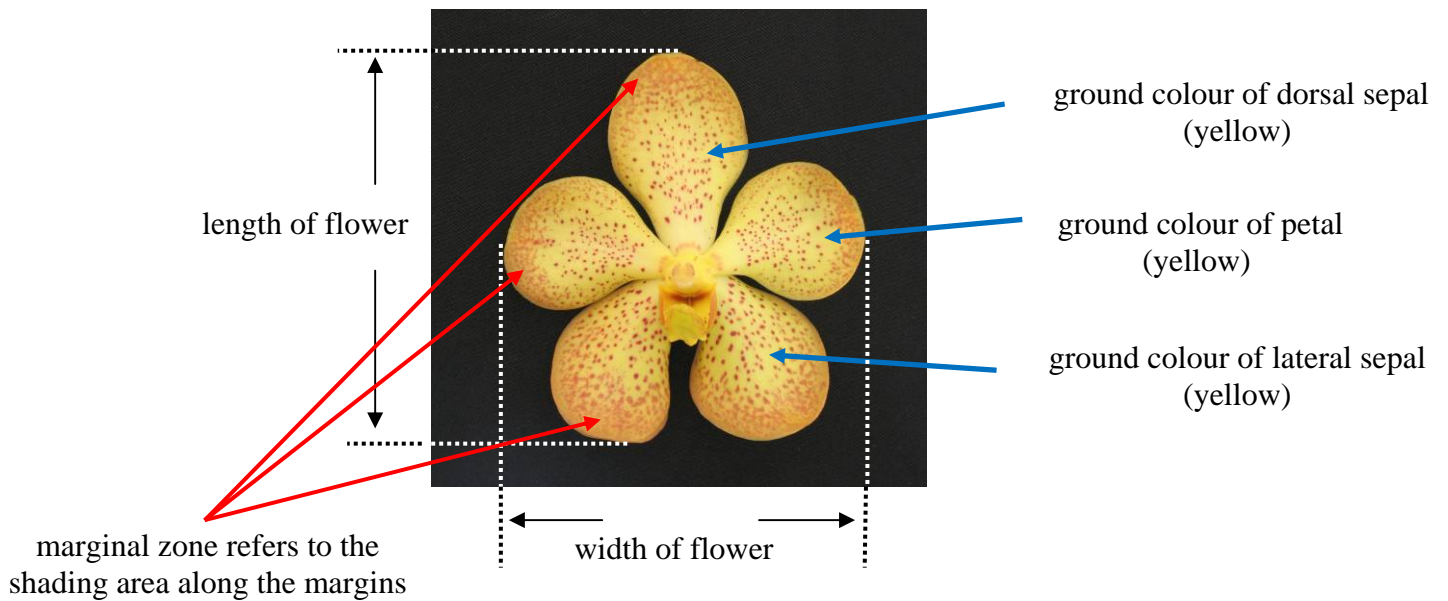
Ad. 22: Dorsal sepal: colour of marginal zone

Ad. 31: Lateral sepal: ground colour


Ad. 33: Lateral sepal: colour of marginal zone

Ad. 42: Petal: ground colour

Ad. 44: Petal: colour of marginal zone




Ad. 13: Flower: separation of sepals and petals



separated



touching

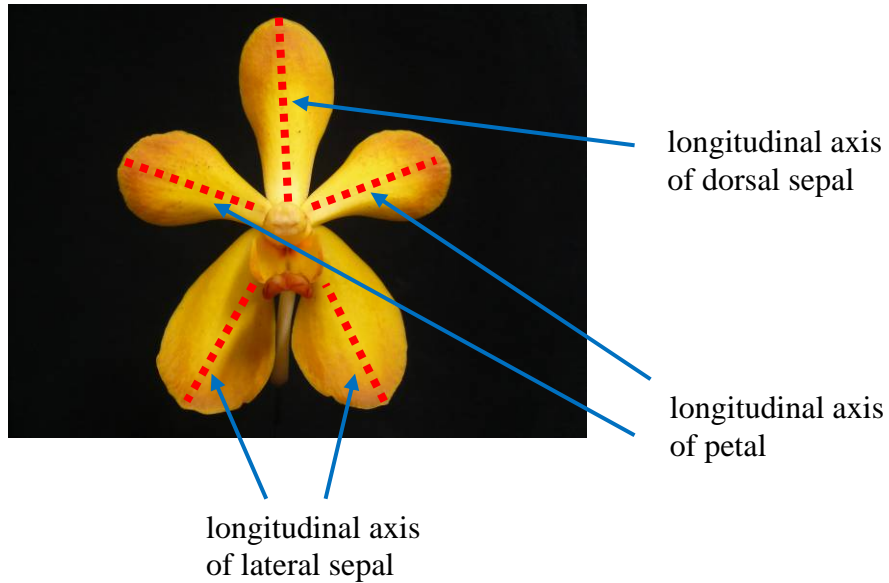


overlapping

Ad. 15: Dorsal sepal: curvature in longitudinal axis

Ad. 26: Lateral sepal: curvature in longitudinal axis

Ad. 37: Petal: curvature in longitudinal axis



1
strongly
concave


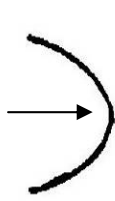
3
weakly
concave

5
straight

7
weakly
convex


9
strongly
convex

front of
flower




back of
flower

front of
flower



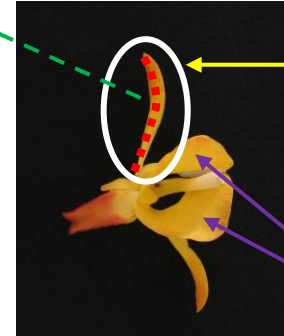
Ad. 15: Dorsal sepal:
curvature in longitudinal axis

(to be observed by holding the dorsal sepal into a vertical position and **view from the side** – this case is straight)



Ad. 26: Lateral sepal:
curvature in longitudinal axis

(to be observed by holding the lateral sepal into a vertical position and **view from the side** – this case is weakly concave)



Ad. 37: Petal:
curvature in longitudinal axis

(to be observed by pulling back the lateral sepals, turn the petal into a vertical position and **view from the side** – this case is weakly concave)

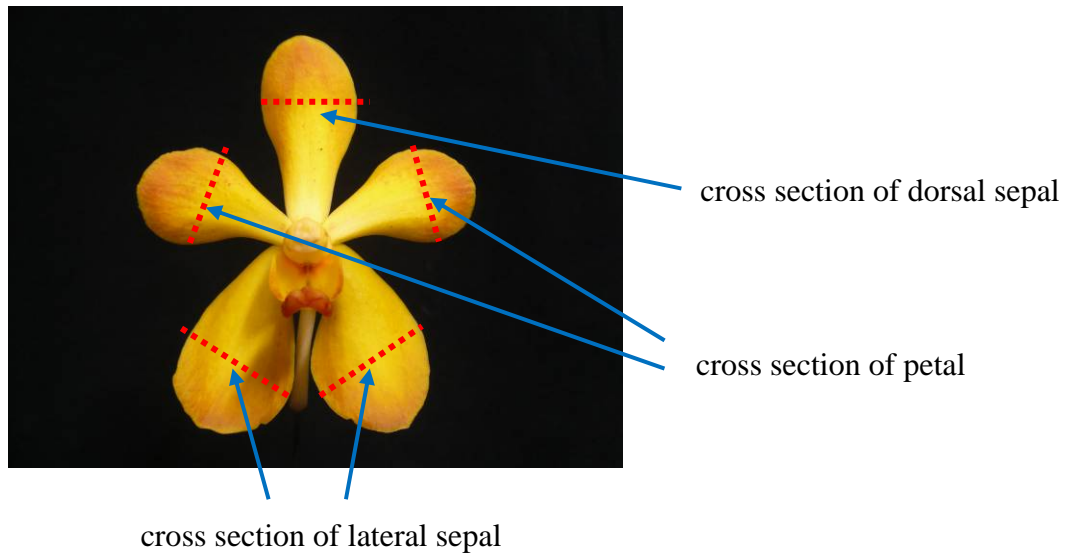
back of
flower

lateral sepal
(pulled back to
show the petals)

Ad. 16: Dorsal sepal: curvature in cross section

Ad. 27: Lateral sepal: curvature in cross section

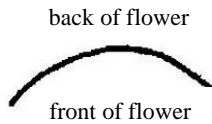
Ad. 38: Petal: curvature in cross section



1
strongly
concave



3
weakly
concave



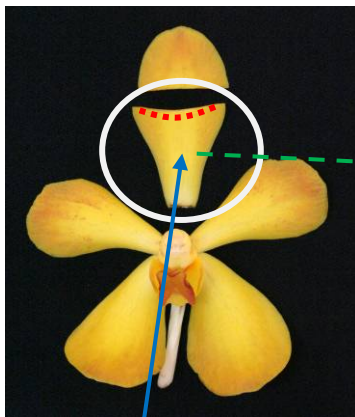
5
straight



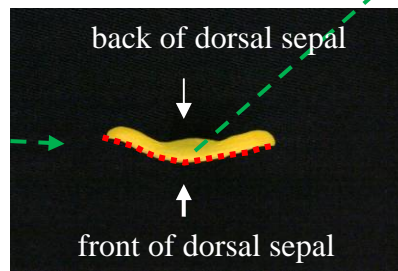
7
weakly
convex



9
strongly
convex



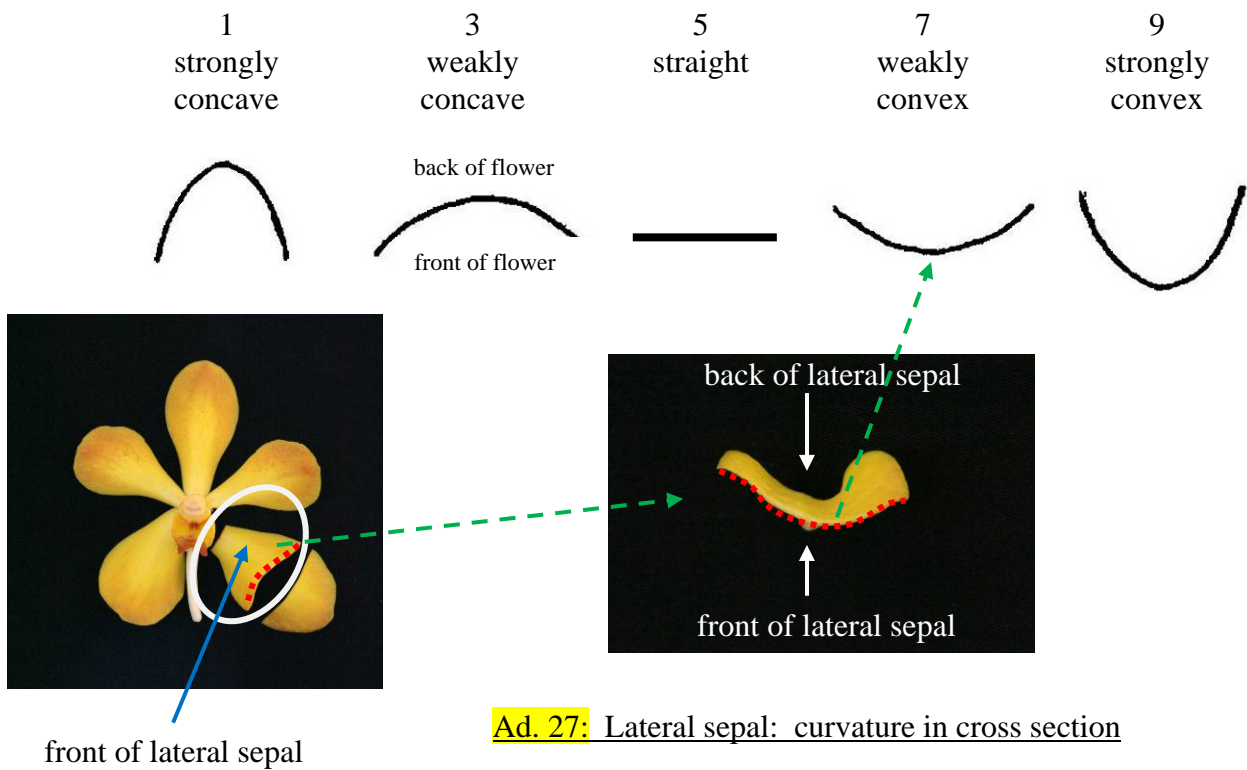
front of dorsal sepal



Ad. 16: Dorsal sepal: curvature in cross section

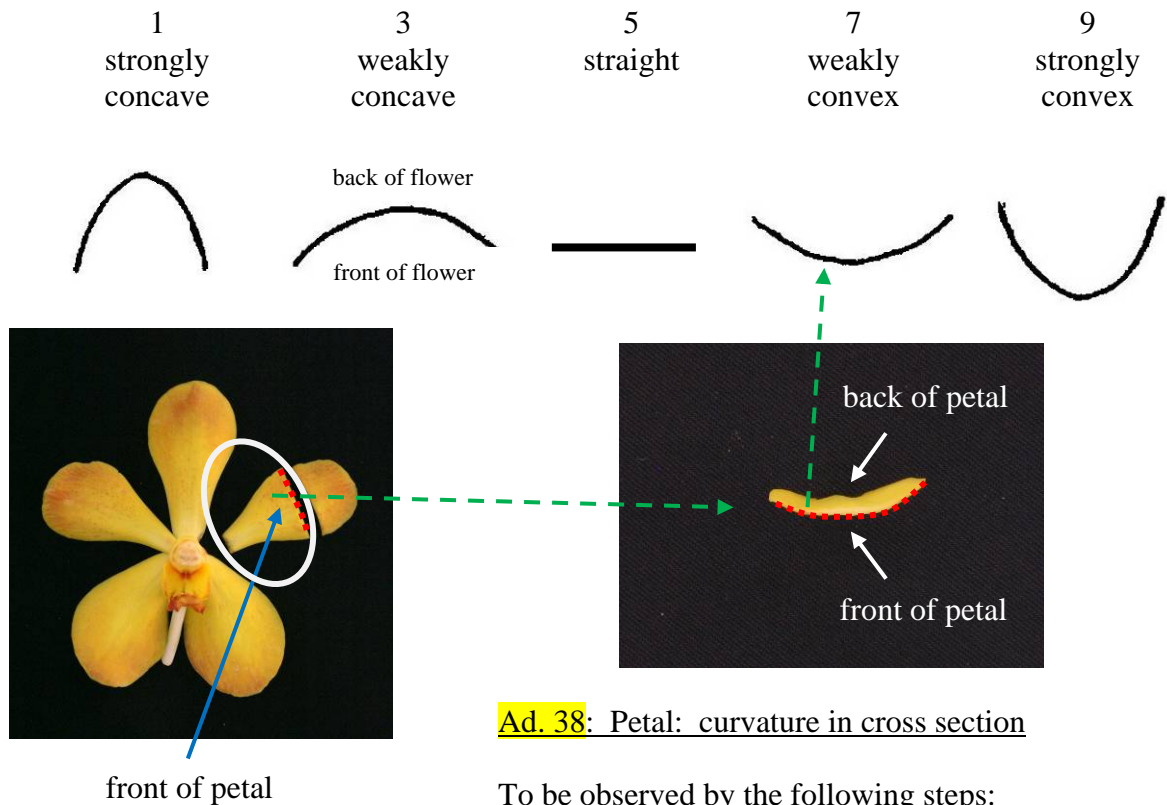
To be observed by the following steps:

- a) detach the dorsal sepal
- b) use a razor blade to cut it across at the middle portion
- c) with the front of the dorsal sepal facing you and view from the top of cross section – this case is weakly convex



To be observed by the following steps:

- detach the lateral sepal
- use a razor blade to cut it across at the middle portion
- with the front of the lateral sepal facing you and view from the top of cross section – this case is weakly convex



To be observed by the following steps:

- detach the petal
- use a razor blade to cut it across at the middle portion
- with the front of the petal facing you and view from the top of cross section – this case is weakly convex

Ad. 17: Dorsal sepal: length

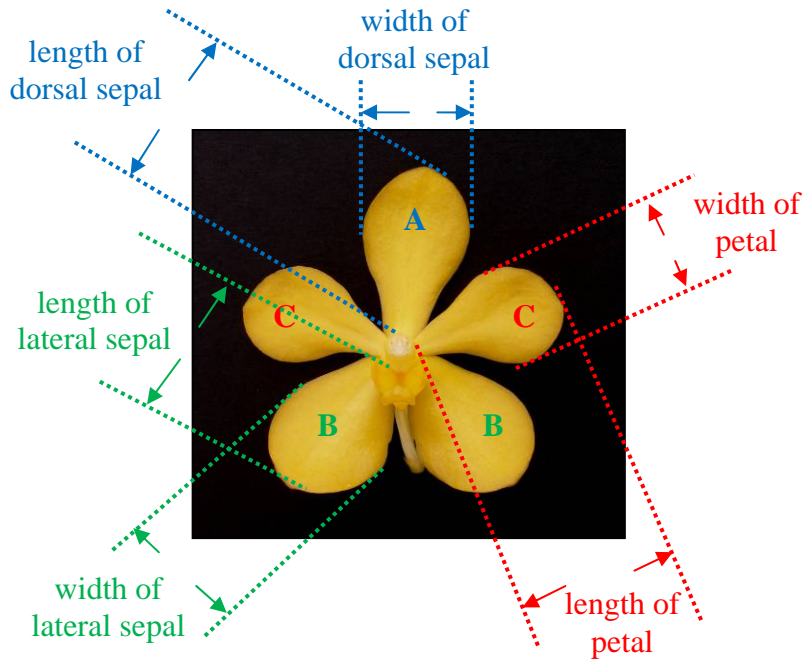
Ad. 18: Dorsal sepal: width

Ad. 28: Lateral sepal: length

Ad. 29: Lateral sepal: width

Ad. 39: Petal: length

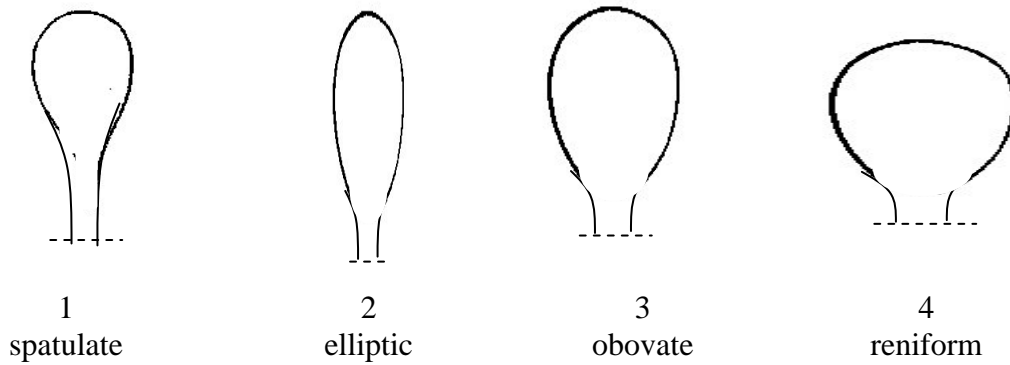
Ad. 40: Petal: width



Ad. 19: Dorsal sepal: shape

Ad. 30: Lateral sepal: shape

Ad. 41: Petal: shape



Ad. 48: Lip: length of apical lobe


Ad. 49: Lip: width of apical lobe

Ad. 50: Lip: apical lobe: divided apex

Ad. 52: Lip: apical lobe: ground colour of apex

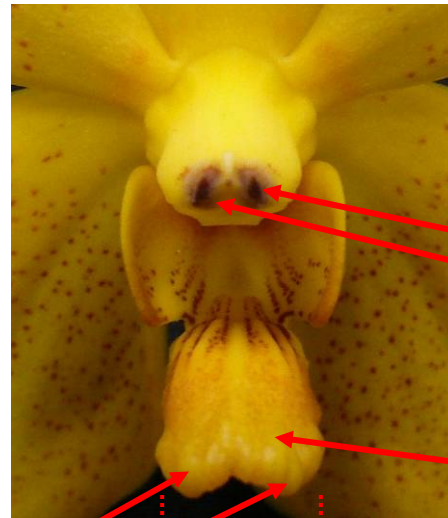
Ad. 54: Lip: lateral lobe: ground colour of inner side

Ad. 59: Pollinia cap: colour of eyes



colour of inner part of lateral lobe of lip

length of apical lobe of lip



colour of eyes on pollinia cap

colour of apex of apical lobe of lip

divided apex of apical lobe of lip

width of apical lobe of lip

Ad. 51: Lip: apical lobe: wing on side



Absent



Present

wing on
side of
apical lobe
of lip

Ad. 53: Lip: apical lobe: colour of keel

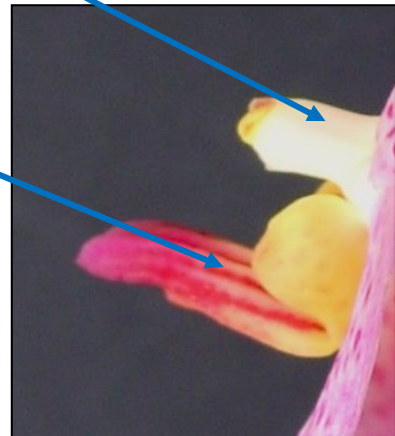
Ad. 58: Column: colour on upper side



(Front View)

colour on upper side
of column

colour of keel of
apical lobe of lip



(Side View)

9. Literature

Yam, T.W., 1986: Orchids of the Singapore Botanic Gardens. Singapore.

Yam, T.W., and Aung, T, 1998: Fascinating Mokaras. Malayan Orchid Review. Vol. 32, pp. 39-44.

10. Technical Questionnaire

TECHNICAL QUESTIONNAIRE	Page {x} of {y}	Reference Number:
		Application date: (not to be filled in by the applicant)
TECHNICAL QUESTIONNAIRE to be completed in connection with an application for plant breeders' rights		
1. Subject of the Technical Questionnaire 1.1 Botanical name <input data-bbox="703 745 1425 797" type="text" value="Mokara"/> 1.2 Common name <input data-bbox="703 819 1425 871" type="text" value="Mokara"/>		
2. Applicant Name <input data-bbox="703 992 1425 1043" type="text"/> Address <input data-bbox="703 1066 1425 1261" type="text"/> Telephone No. <input data-bbox="703 1283 1425 1335" type="text"/> Fax No. <input data-bbox="703 1357 1425 1408" type="text"/> E-mail address <input data-bbox="703 1431 1425 1482" type="text"/> Breeder (if different from applicant) <input data-bbox="703 1550 1425 1601" type="text"/>		
3. Proposed denomination and breeder's reference Proposed denomination (if available) <input data-bbox="703 1697 1425 1749" type="text"/> Breeder's reference <input data-bbox="703 1783 1425 1834" type="text"/>		

TECHNICAL QUESTIONNAIRE	Page {x} of {y}	Reference Number:
<p>#4. Information on the breeding scheme and propagation of the variety</p> <p>4.1 Breeding scheme</p> <p>Variety resulting from:</p> <p>4.1.1 Crossing</p> <p>(a) controlled cross <input type="checkbox"/> [] (please state parent varieties)</p> <p>(b) partially known cross <input type="checkbox"/> [] (please state known parent variety(ies))</p> <p>(c) unknown cross <input type="checkbox"/> []</p> <p>4.1.2 Mutation <input type="checkbox"/> [] (please state parent variety)</p> <p>4.1.3 Discovery and development <input type="checkbox"/> [] (please state where and when discovered and how developed)</p> <p>4.1.4 Other <input type="checkbox"/> [] (please provide details)</p> <p>4.2 Method of propagating the variety</p> <p>4.2.1 Vegetative propagation</p> <p>(a) cuttings <input type="checkbox"/> []</p> <p>(b) <i>in vitro</i> propagation <input type="checkbox"/> []</p> <p>(c) other (state method) <input type="checkbox"/> []</p> <p>4.2.2 Seed <input type="checkbox"/> []</p> <p>4.2.3 Other <input type="checkbox"/> [] (please provide details)</p>		

Authorities may allow certain of this information to be provided in a confidential section of the Technical Questionnaire.

TECHNICAL QUESTIONNAIRE	Page {x} of {y}	Reference Number:	
<p>5. Characteristics of the variety to be indicated (the number in brackets refers to the corresponding characteristic in Test Guidelines; please mark the note which best corresponds).</p>			
Characteristics	Example Varieties	Note	
<p>5.1 Plant: width (1)</p> <p>narrow</p> <p>medium</p> <p>broad</p>	<p>‘Chao Praya Gold’</p> <p>‘Dear Heart’</p> <p>Chark Kuan ‘Pink’</p>	<p>3 []</p> <p>5 []</p> <p>7 []</p>	
<p>5.2 Leaf: attitude (2)</p> <p>erect</p> <p>spreading</p> <p>pendulous</p>	<p>‘Chao Praya Gold’</p> <p>‘Lion’s Gold’</p> <p>‘Dear Heart’</p>	<p>1 []</p> <p>2 []</p> <p>3 []</p>	
<p>5.3 Inflorescence: number of flowers (8)</p> <p>few</p> <p>medium</p> <p>many</p>	<p>‘Lion’s Gold’</p> <p>‘Singa Gold’</p> <p>‘Dear Heart’</p>	<p>3 []</p> <p>5 []</p> <p>7 []</p>	
<p>5.4 Flower: length (11)</p> <p>short</p> <p>medium</p> <p>long</p>	<p>‘Chao Praya Gold’</p> <p>‘Five Friendships Gold’</p> <p>Chark Kuan ‘Pink’</p>	<p>3 []</p> <p>5 []</p> <p>7 []</p>	
<p>5.5 Flower: width (12)</p> <p>narrow</p> <p>medium</p> <p>broad</p>	<p>‘Chao Praya Gold’</p> <p>‘Five Friendships Gold’</p> <p>Chark Kuan ‘Pink’</p>	<p>3 []</p> <p>5 []</p> <p>7 []</p>	

TECHNICAL QUESTIONNAIRE	Page {x} of {y}	Reference Number:
-------------------------	-----------------	-------------------

5.6i Dorsal sepal: ground colour
(20)

RHS Colour Chart (indicate reference number)

5.6ii Dorsal sepal: ground colour
(20)

green		1 []
white		2 []
yellow	'Chao Praya Gold'	3 []
orange	'Singa Gold'	4 []
red	'Dinah Shore'	5 []

5.7i Lateral sepal: ground colour
(31)

RHS Colour Chart (indicate reference number)

5.7ii Lateral sepal: ground colour
(31)

green		1 []
white		2 []
yellow	'Chao Praya Gold'	3 []
orange	'Singa Gold'	4 []
red	'Dinah Shore'	5 []
purple	'Dear Heart'	6 []

5.8i Petal: ground colour
(42)

RHS Colour Chart (indicate reference number)

5.8ii Petal: ground colour
(42)

green		1 []
white		2 []
yellow	'Chao Praya Gold'	3 []
orange	'Singa Gold'	4 []

TECHNICAL QUESTIONNAIRE	Page {x} of {y}	Reference Number:	
	red	'Dinah Shore'	5 []
	purple	'Dear Heart'	6 []
5.9 (50)	Lip: apical lobe: divided apex		
	absent	'Dinah Shore'	1 []
	present	Chark Kuan 'Pink'	9 []
5.10 (51)	Lip: apical lobe: wing on side		
	absent	Chark Kuan 'Pink'	1 []
	present	'Tasek Gold'	9 []
5.11i (52)	Lip: apical lobe: ground colour of apex		
	RHS Colour Chart (indicate reference number)		
5.11ii (52)	Lip: apical lobe: ground colour of apex		
	green		1 []
	white		2 []
	yellow	'Chao Praya Gold'	3 []
	orange	'Singa Gold'	4 []
	red	'Dinah Shore'	5 []
	purple	Chark Kuan 'Pink'	6 []

TECHNICAL QUESTIONNAIRE	Page {x} of {y}	Reference Number:
-------------------------	-----------------	-------------------

6. Similar varieties and differences from these varieties

Please use the following table and box for comments to provide information on how your candidate variety differs from the variety (or varieties) which, to the best of your knowledge, is (or are) most similar. This information may help the examination authority to conduct its examination of distinctness in a more efficient way.

Denomination(s) of variety(ies) similar to your candidate variety	Characteristic(s) in which your candidate variety differs from the similar variety(ies)	Describe the expression of the characteristic(s) for the similar variety(ies)	Describe the expression of the characteristic(s) for your candidate variety
<i>Example</i>	<i>petal: main color</i>	<i>orange</i>	<i>orange red</i>

Comments:

TECHNICAL QUESTIONNAIRE	Page {x} of {y}	Reference Number:
<p>#7. Additional information which may help in the examination of the variety</p> <p>7.1 In addition to the information provided in sections 5 and 6, are there any additional characteristics which may help to distinguish the variety?</p> <p>Yes [] No []</p> <p>(If yes, please provide details)</p> <p>7.2 Are there any special conditions for growing the variety or conducting the examination?</p> <p>Yes [] No []</p> <p>(If yes, please provide details)</p> <p>7.3 Other information</p> <p>A representative colour photograph of the variety should accompany the Technical Questionnaire.</p>		
<p>8. Authorization for release</p> <p>(a) Does the variety require prior authorization for release under legislation concerning the protection of the environment, human and animal health?</p> <p>Yes [] No []</p> <p>(b) Has such authorization been obtained?</p> <p>Yes [] No []</p> <p>If the answer to (b) is yes, please attach a copy of the authorization.</p>		

Authorities may allow certain of this information to be provided in a confidential section of the Technical Questionnaire.

TECHNICAL QUESTIONNAIRE	Page {x} of {y}	Reference Number:
-------------------------	-----------------	-------------------

9. Information on plant material to be examined or submitted for examination.

9.1 The expression of a characteristic or several characteristics of a variety may be affected by factors, such as pests and disease, chemical treatment (e.g. growth retardants or pesticides), effects of tissue culture, different rootstocks, scions taken from different growth phases of a tree, etc.

9.2 The plant material should not have undergone any treatment which would affect the expression of the characteristics of the variety, unless the competent authorities allow or request such treatment. If the plant material has undergone such treatment, full details of the treatment must be given. In this respect, please indicate below, to the best of your knowledge, if the plant material to be examined has been subjected to:

- | | | |
|---|---------|--------|
| (a) Microorganisms (e.g. virus, bacteria, phytoplasma) | Yes [] | No [] |
| (b) Chemical treatment (e.g. growth retardant, pesticide) | Yes [] | No [] |
| (c) Tissue culture | Yes [] | No [] |
| (d) Other factors | Yes [] | No [] |

Please provide details for where you have indicated "yes".

.....

9.3 Has the plant material to be examined been tested for the presence of virus or other pathogens?

Yes []

(please provide details as specified by the Authority)

No []

10. I hereby declare that, to the best of my knowledge, the information provided in this form is correct:

Applicant's name

Signature

Date

[End of document]